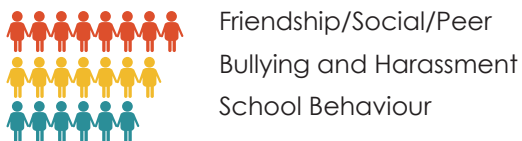


## PASTORAL CARE WORKERS PROVIDE PASTORAL AND PRACTICAL SUPPORT TO:

- **STUDENTS** by listening, taking an interest in them, being involved with their daily lives, facilitating activities and seminars and being a positive role model
- **STAFF** by being a supporting resource, providing a listening ear, encouragement, friendship and supporting their personal wellbeing
- **FAMILIES** by being a person of contact, listening, caring, providing support in times of crisis as well as being a referral to support services
- **COMMUNITY** by being a link between churches, the wider community and the school community

**STAFF are the main source of student referral**

### TOP 3 ISSUES FOR STUDENTS USING CHAPLAINCY



**53% OF STUDENTS REQUIRE ONGOING PASTORAL SUPPORT**

### TOP 3 ISSUES FOR PARENTS USING CHAPLAINCY



**41% OF PARENTS REQUIRE ONGOING PASTORAL SUPPORT**

## WHY A CHAPLAINCY SERVICE?

### THE FACTS

Students today face a more complex and challenging environment than ever before.

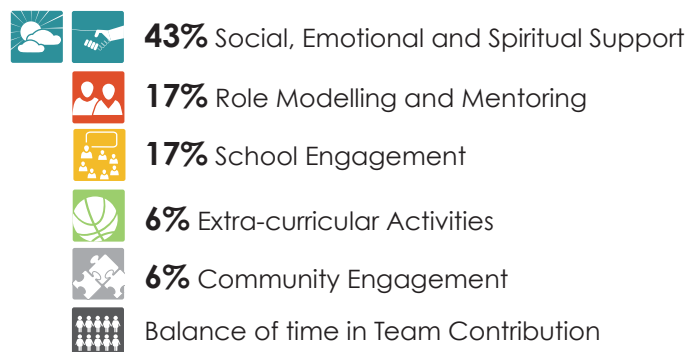
- 15% of young Australians are currently experiencing an anxiety condition
- Bullying is the leading social issue among SA students
- Just under half of all divorces occur among couples with children under 18
- 15% of SA students miss out on breakfast

source: ABS Statistics collected 2007, 2013

## DIMENSIONS OF CHAPLAINCY

In recognition of the developed nature and breadth of school chaplaincy we now refer to 6 dimensions of chaplaincy: social and emotional support, spiritual support, role modelling and mentoring, school engagement, community engagement, and extra-curricular contribution. Data collected via McCrindle research around these dimensions show the breakdown of time spent in these areas of support.

### BREAKDOWN OF CHAPLAINCY TIME SPENT BY ACTIVITY INVOLVEMENT



Data Source: McCrindle Research, 2018 SMG Annual Chaplaincy Survey. All figures are over a 1 week period except where indicated otherwise



Cut off and keep for reference

## PASTORAL CARE WORKER: LISA GRAETZ



Hi, my name is Lisa Graetz and I'm the new Pastoral Care Worker at Padthaway Primary School.

I live on a sheep farm on the outskirts of Padthaway with my husband Tim, and four kids. I have studied youth and community work, theology and counselling, and have previously worked as a chaplain in other schools.

I love going camping, cooking, and relaxing with a good book. I am really looking forward to getting to know the school community.

### MY REGULAR DAYS AT SCHOOL ARE:

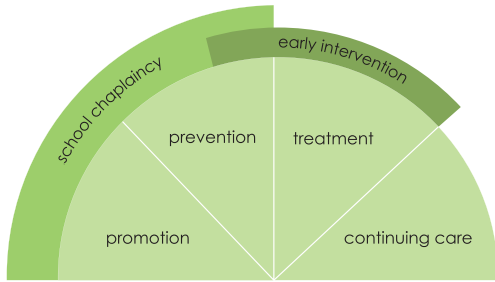
Monday 8:30am - 12:30pm  
Tuesday 10:30am - 2:30pm

### CONTACT DETAILS:

phone: 8765 5028 (office)

## CHAPLAINCY & WELLBEING

Chaplaincy Services promote student wellbeing, engaging young people in activities that are preventative and which support early intervention and referral of mental health issues.



## PRINCIPALS ARE SAYING...

The benefits of the program are clear and include; increased attendance at school by identified students, social and emotional support, increased access to social skills programs and families feeling supported in time of crisis such as suicide, death and family separations.

### Primary School Principal

A lot of student problems never eventuate because the (PCW) has provided support and encouragement early on. The students always walk away from their time with the (PCW) with more bounce in their step....It is hard to imagine our school without thinking of our Worker.

### High School Principal



Supporting School Communities  
Across South Australia Since 1991

### Schools Ministry Group (SMG) coordinate and facilitate Chaplaincy Services in government schools across South Australia.

- School Chaplaincy commenced in SA Government schools in 1986.
- SMG partners with schools, local churches, state and federal governments to deliver Chaplaincy Services through the engagement of a Pastoral Care Worker.
- SMG works collaboratively with these partners in the recruitment, supervision and ongoing professional development of PCW's to ensure the placement of high quality workers who are well equipped to support young people and strengthen communities.
- Pastoral Care Workers are funded from two main sources - the National School Chaplaincy Program (administered by DECD) and the local church communities.
- The Chaplaincy Service provided through your PCW is a voluntary program offered to school communities.



[www.smg.asn.au](http://www.smg.asn.au)



Young people and school communities discovering purpose, value and hope

## PADTHAWAY PRIMARY SCHOOL

## OUR PASTORAL CARE WORKER

A Chaplaincy Service provided by  
Schools Ministry Group (SMG)

